

Family & Community Engagement Report

November 13, 2018



Presenters:

Kellie J. Sigh, Director of Strategic Partnerships and Customer Service (SPCS)
Jorge Mayorga, Family & Community Engagement Associate (SPCS)

Dr. Keith P. Posley, Superintendent of Schools

FIVE PRIORITIES FOR SUCCESS

Improve District and School Culture

Ensure Fiscal Responsibility and Transparency



Increase Academic Achievement and Accountability

Develop Our Staff

Strengthen Communication and Collaboration

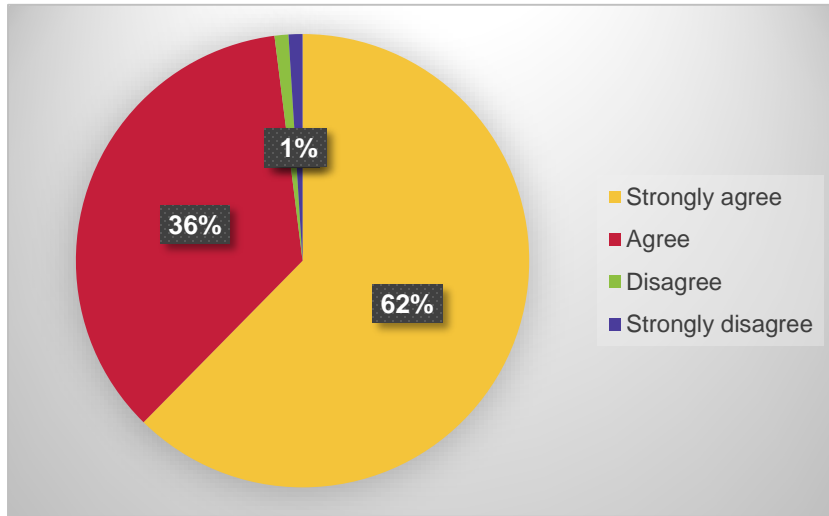
MPS Family Interest Survey

- **Purpose:** To solicit input for families to plan activities for the year
- **Survey Content:** Schools' Welcoming Environment, Trainings & Workshops, Parents' Availability, Leadership Opportunities, Volunteering, Preferred Communication Method
- **Timeline:** August 31 to October 31, 2018
- **Statute:** Wisconsin Statutes, Section 119.16(14), regarding a survey of parents of pupils enrolled in the district
- **Year:** 2018 – 2019, 4th year in which survey has been conducted at MPS



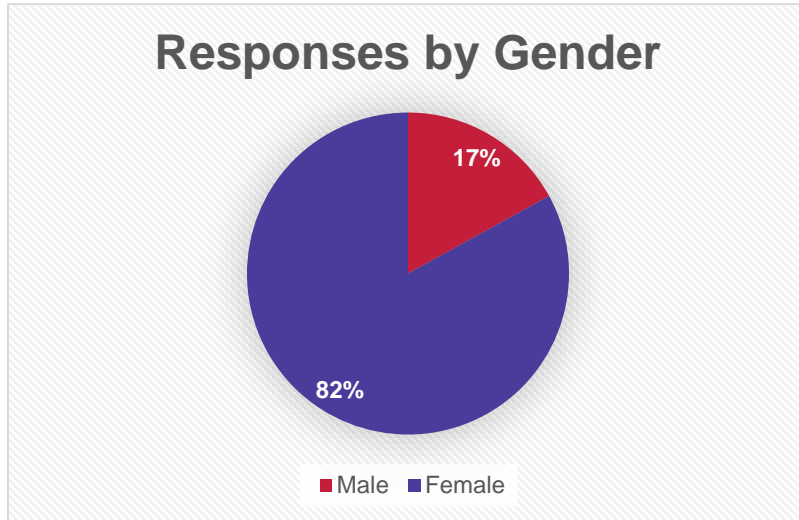
Welcoming Environment at Schools

- **Ninety-nine percent (99%)** of families agreed or strongly agreed that their school is welcoming to families.



Welcoming Environment	%
Strongly Agree	62%
Agree	37%
Disagree	.06%
Strongly Disagree	.04%

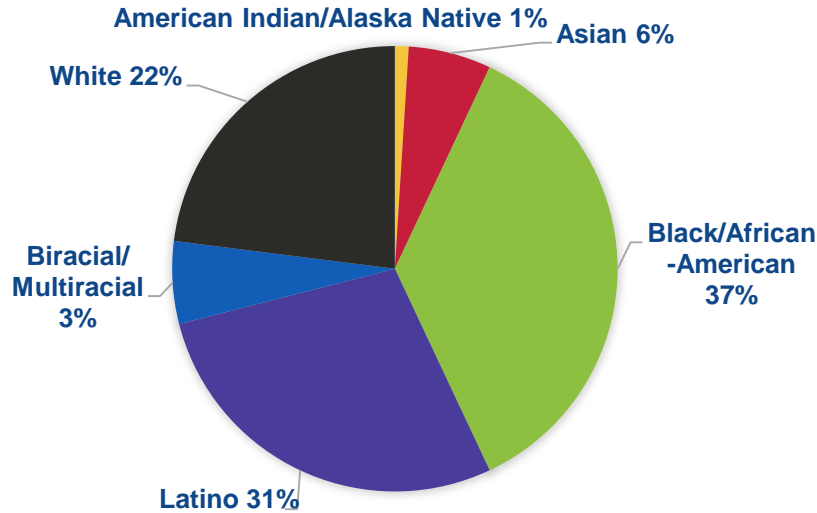
Family Interest Survey Results by Gender



Gender	%	% Of Change
Male	17%	▲ +1
Female	82%	▼ -2

1% of respondents did not identify gender

Family Interest Survey Demographics



Race/Ethnicity	%	% Of Change
American Indian/Alaska Native	1%	+/- 0
Asian	6%	▲ +1
Black/African-American	37%	+/- 0
Latino	31%	▲ +6
Biracial/Multiracial	3%	▼ -2
White	22%	+/- 0

Top 5 Workshops Parents Identified

Workshops, Parent Trainings	2017-2018	2018-2019
How to help my child continue learning at home	1 st	1 st
Promoting positive child behavior	2 nd	2 nd
Bullying	3 rd	3 rd
Tests my child takes in school	4 th	4 th
Getting ready for college *New (2017-18 Understanding IEP)		5 th

Parent Volunteer Interest by Activity

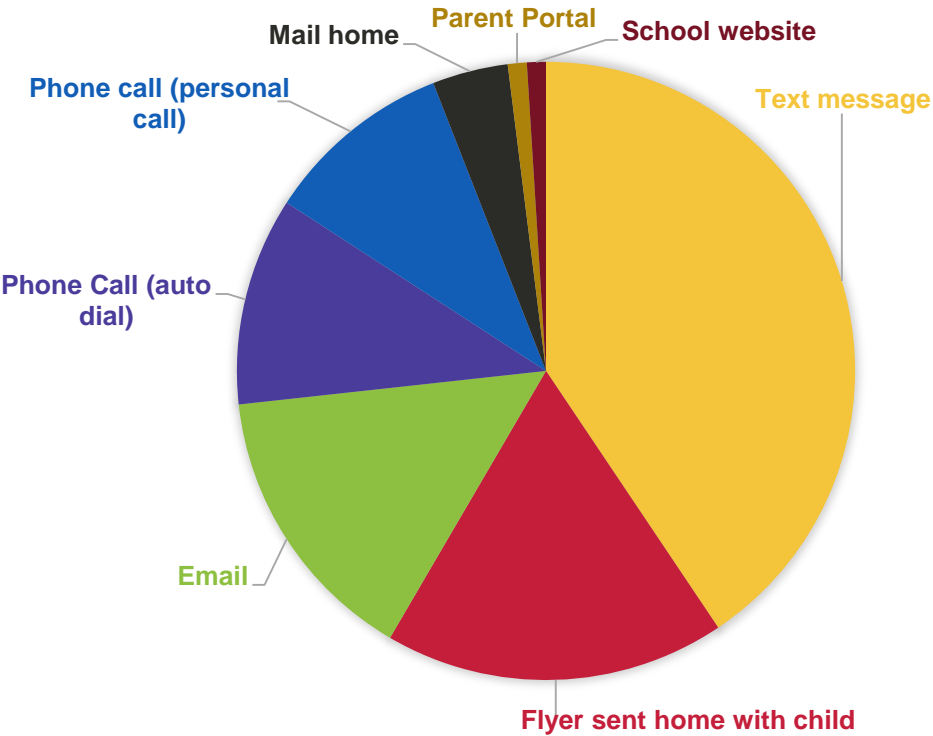
2017 - 2018

Activity	Pos.	%
Volunteer for field trips	1st	36%
Volunteer in a classroom	2nd	26%
Volunteer in the office or parent center	3rd	12%

2018 - 2019

Activity	Pos.	%
Volunteer for field trips	1st	36%
Volunteer in a classroom	2nd	28%
Join a monthly family council or family group	3rd	14%

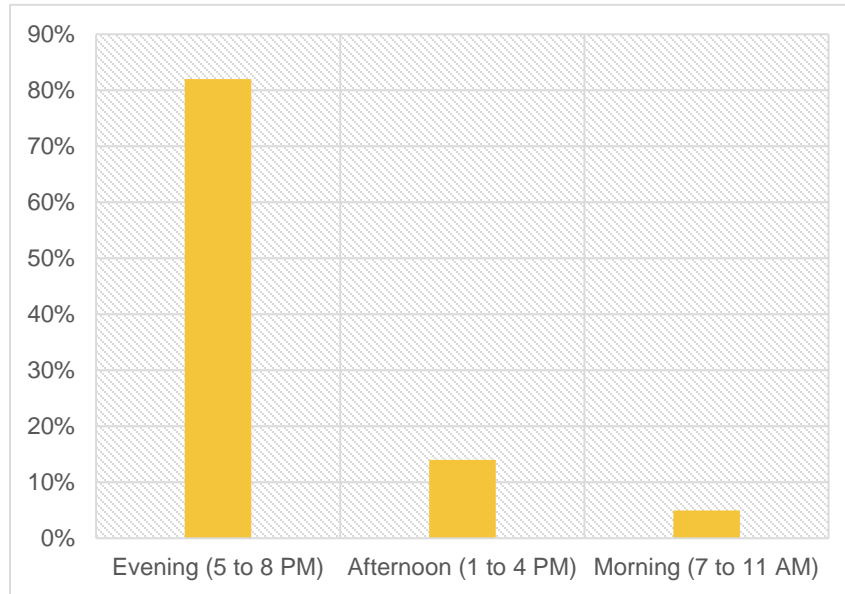
Family Preferred Communication Method



Communication Method	%	% Of Change
Text message	41%	▲ +9
Flyer sent home with child	18%	▼ -1
Email	15%	▼ -4
Phone Call (auto dial)	11%	▼ -1
Phone call (personal call)	10%	▼ -1
Mail home	4%	▼ -1
Parent Portal	1%	+/- 0
School website	1%	+/- 0

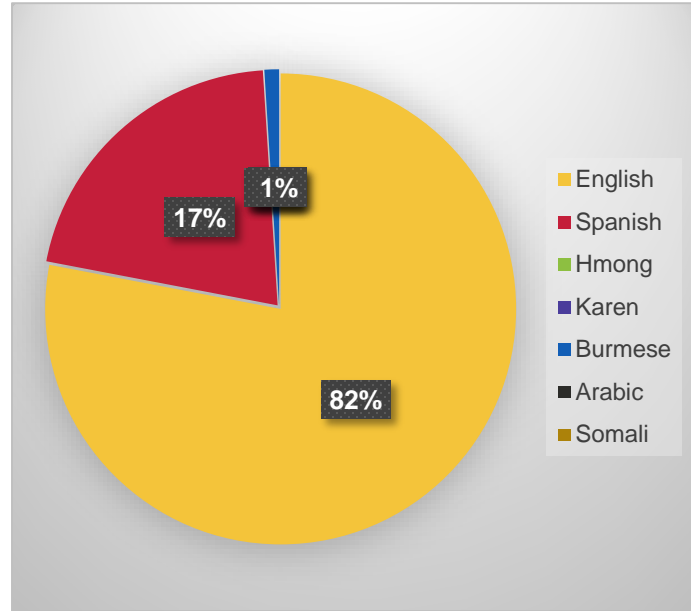


Preferred Time for Family Activities



Best Times	%	% Of Change
Evening (5 to 8 PM)	82%	▲ +17
Afternoon (1 to 4 PM)	14%	▲ +11
Morning (7 to 11 AM)	4%	▼ -6

School Activities: Language Preference



Language	%	% Of Change
English	82%	▼ - 4
Spanish	17%	▲ +4
Hmong	0%	+/- 0
Karen	0%	+/- 0
Burmese	1%	▲ +1
Arabic	0%	+/- 0
Somali	0%	+/- 0

Thank you.

Presenters:

Kellie J. Sigh, Director of Strategic Partnerships and Customer Service (SPCS)

Jorge Mayorga, Family & Community Engagement Associate, SPCS



Dr. Keith P. Posley, Superintendent of Schools