

Achievement Gap Reduction End-of-Year Report

June 21, 2018



**MILWAUKEE
PUBLIC SCHOOLS**



Presenters:

Tonya Adair, Interim Chief Academic Officer

Jennifer Smith, Ed.D., Senior Director of Curriculum and Instruction

Joandy Williams, Early Childhood Learning Manager

Debra L. Sawyer, Ed.D.

Superintendent

Instructional Support for AGR

AGR Schools	AGR SST	SST	Interventionist	Implementer
64	20	26	17	1

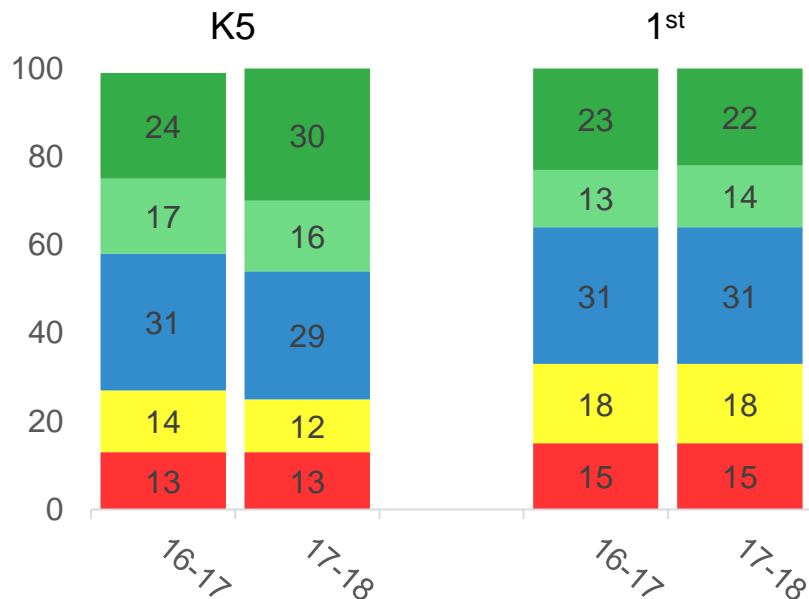
During the transition from SAGE to AGR, Tier 1 recommendations that were approved for all schools included:

- *Maintain K5 Small Class Size
- *1.0 FTE School-based support position
(AGR SST, Interventionist (Reading/Math), and Implementer)
- *Mandatory Professional Development (PD)
- *Classroom Furniture & Materials Refresh

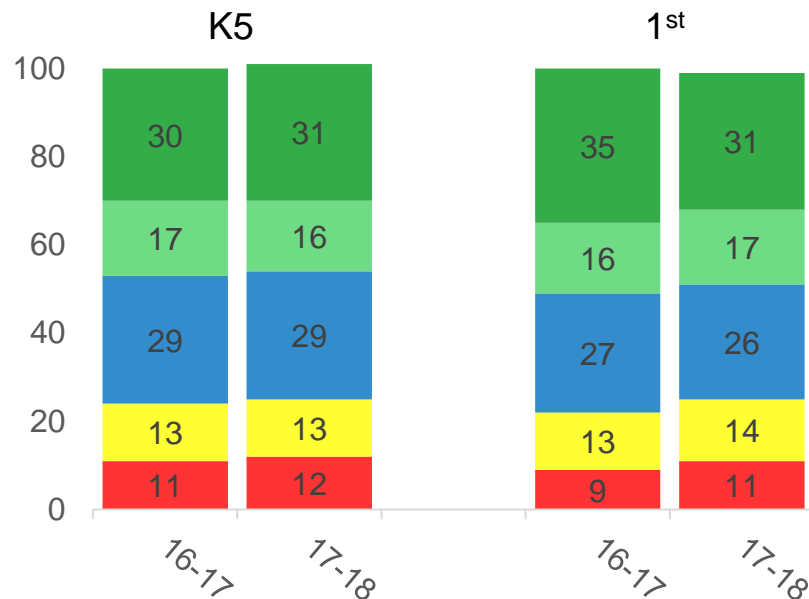


Early Literacy Percent Breakdown

AGR Schools



Non-AGR Schools

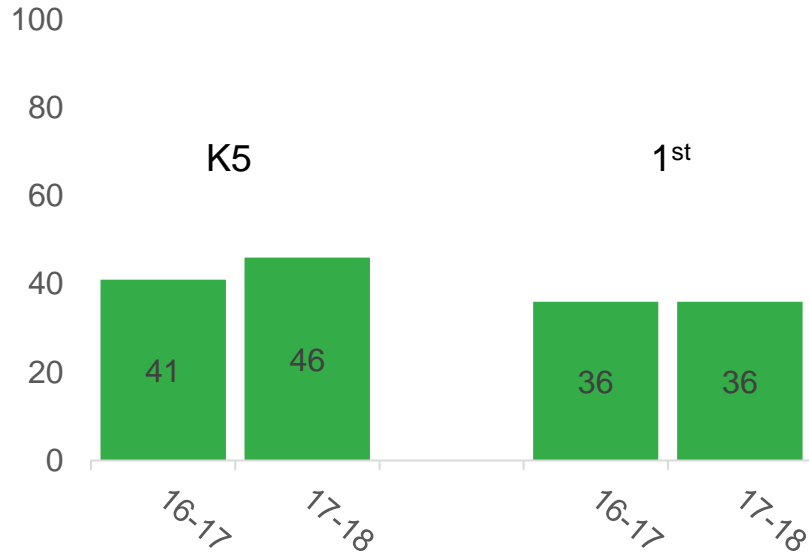


■ Sig Below
 ■ Well Below
 ■ Below
 ■ On Target
 ■ Sig Above

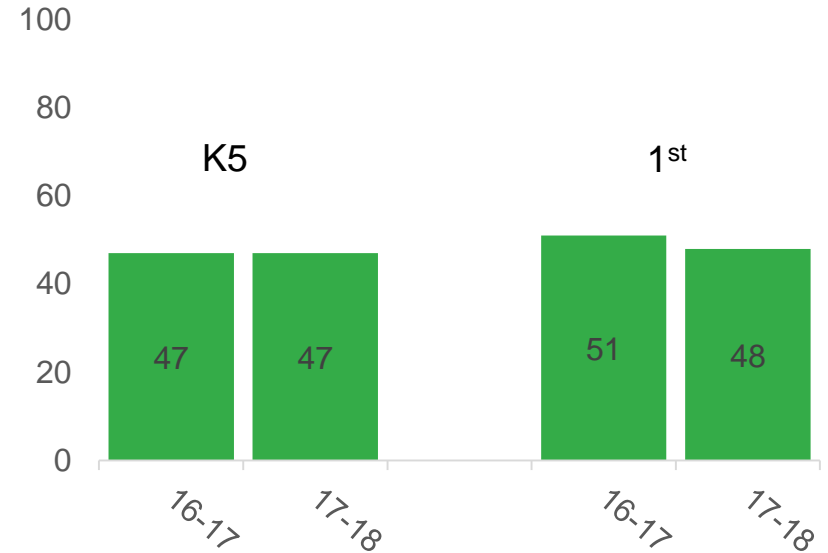


Early Literacy Percent On Target or Significantly Above

AGR Schools

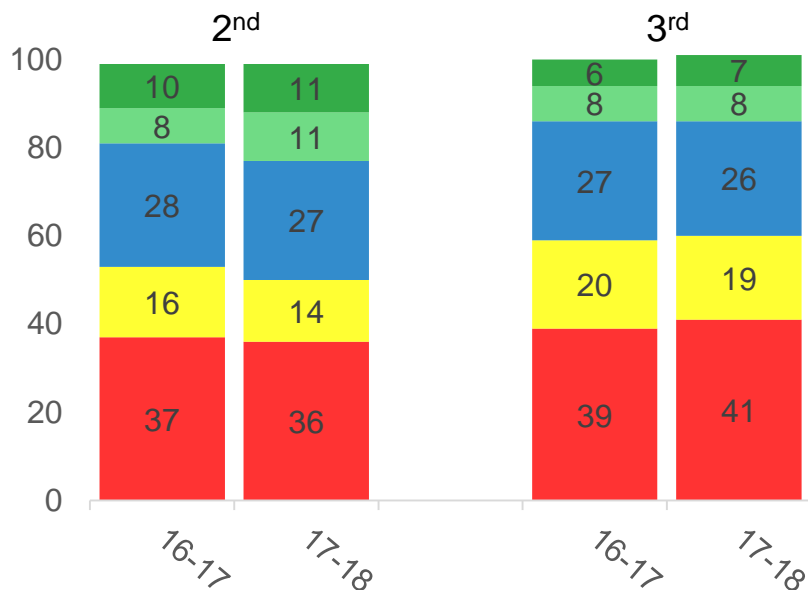


Non-AGR Schools

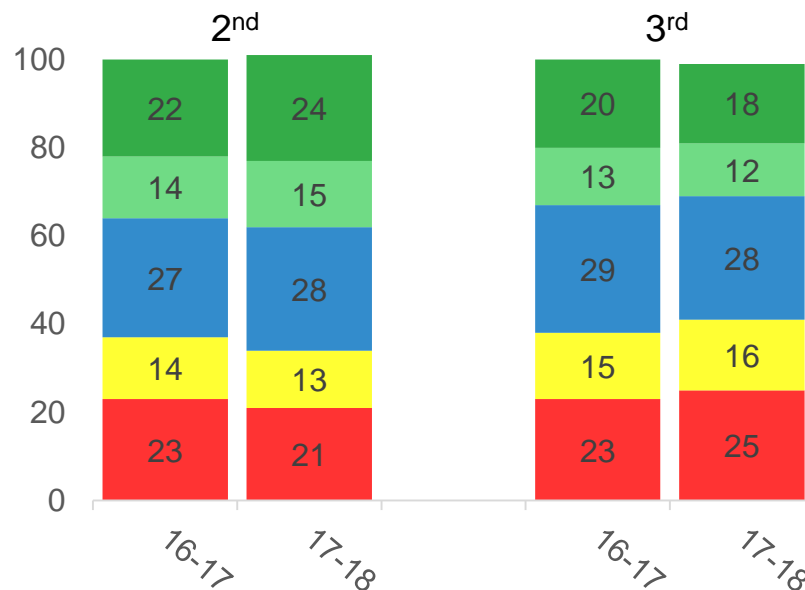


Reading Percent Breakdown

AGR Schools



Non-AGR Schools

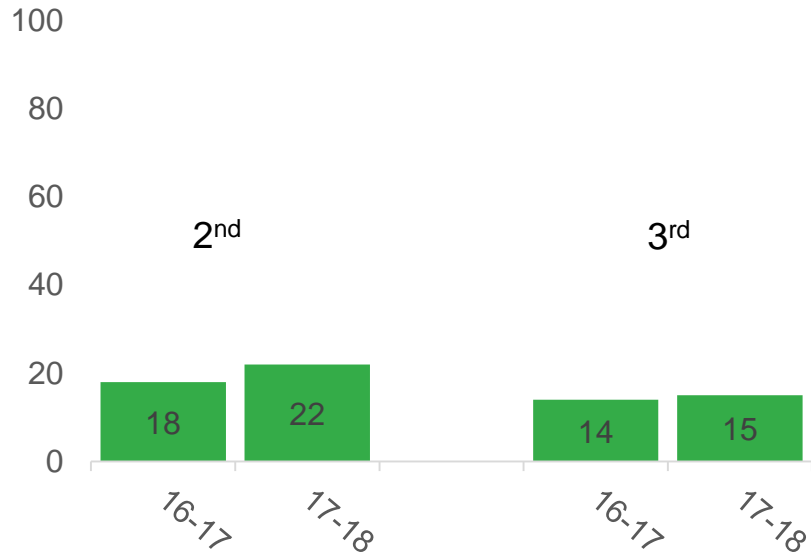


■ Sig Below
 ■ Well Below
 ■ Below
 ■ On Target
 ■ Sig Above

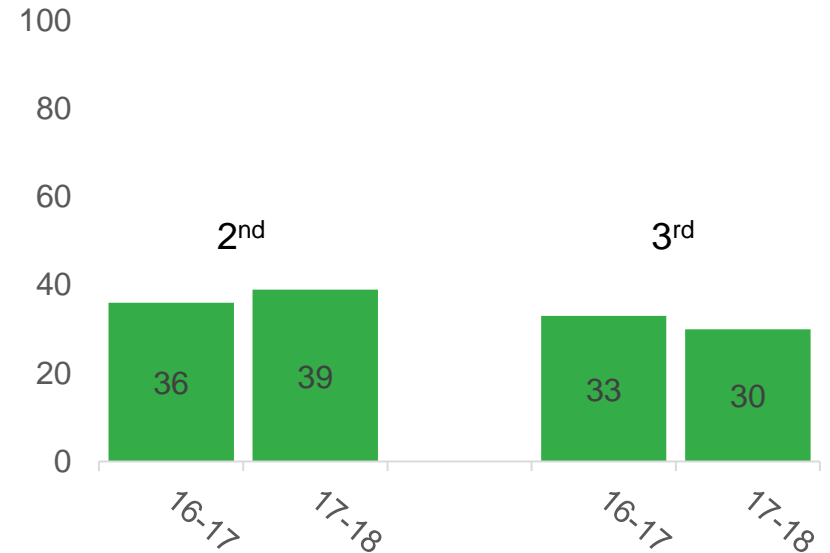


Reading Percent On Target or Significantly Above

AGR Schools

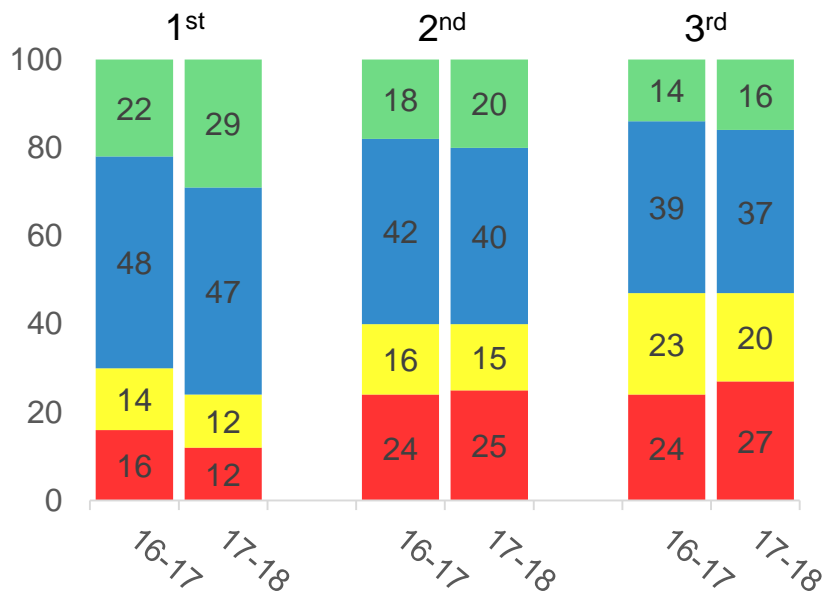


Non-AGR Schools

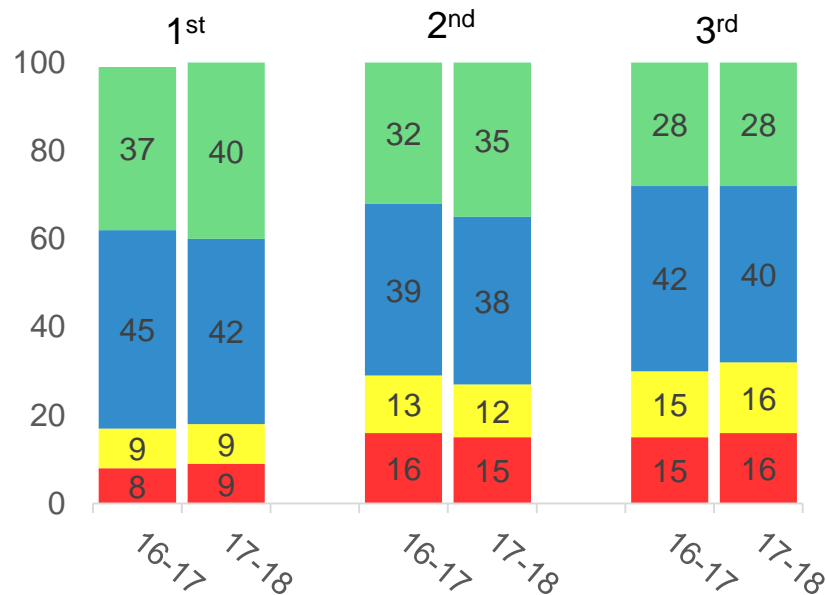


Math Percent Breakdown

AGR Schools



Non-AGR Schools

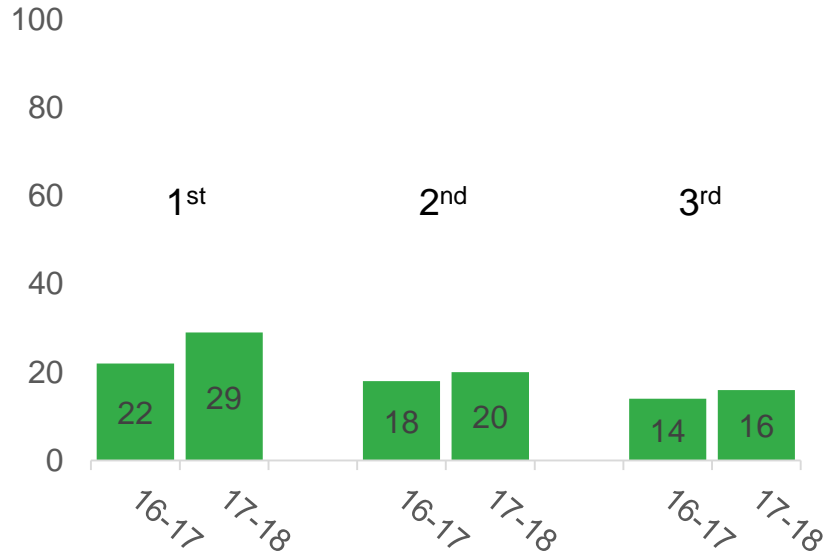


■ Sig Below
 ■ Well Below
 ■ Below
 ■ At or Sig Above

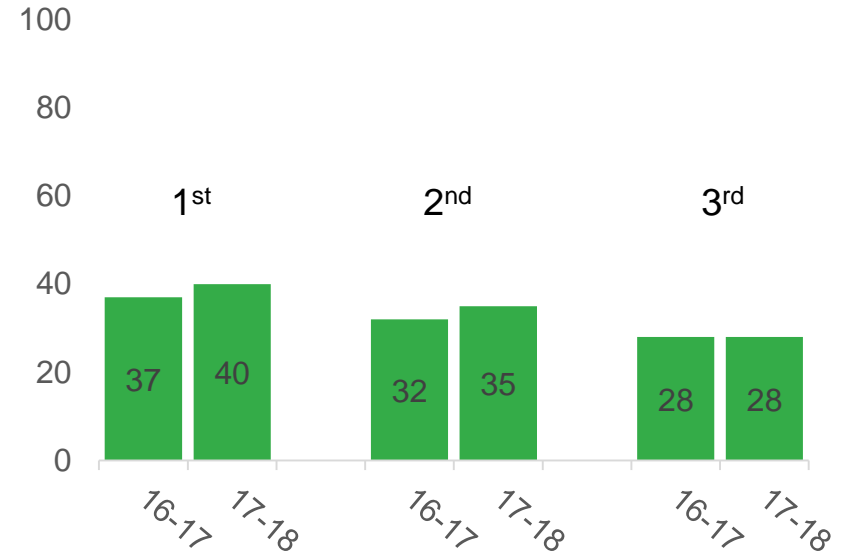


Math Percent On Target or Significantly Above

AGR Schools



Non-AGR Schools



AGR: Early Literacy Fall to Spring Gap Closure

2017-2018 STAR Gap Closure - Early Literacy, AGR Schools

STAR Early Literacy						
Tested Grade	Fall Average PR	Average Fall Gap	Spring Average PR	Average Spring Gap	Fall to Spring Gap Closure	Spring Gap Percent Change
K	33	-27.0	53	-7.0	20.0	-74.1%
1	34	-26.0	45	-15.0	11.0	-42.3%
Total	34	-26.0	49	-11.0	15.0	-57.7%

KEY: Green: 10% or more gap reduction (-10% and higher)

Gray: 0 to 10% gap reduction (0 to -9.9%)

Yellow: 10% or less gap growth (9.9% to 0)

Red: More than 10% gap growth (10% and higher)

Non-AGR: Early Literacy Fall to Spring Gap Closure

2017-2018 STAR Gap Closure - Early Literacy, Non-AGR Schools

STAR Early Literacy						
Tested Grade	Fall Average PR	Average Fall Gap	Spring Average PR	Average Spring Gap	Fall to Spring Gap Closure	Spring Gap Percent Change
K	45	-15.0	52	-8.0	7.0	-46.7%
1	45	-15.0	53	-7.0	8.0	-53.3%
Total	45	-15.0	53	-7.0	8.0	-53.3%

KEY: Green: 10% or more gap reduction (-10% and higher)

Gray: 0 to 10% gap reduction (0 to -9.9%)

Yellow: 10% or less gap growth (9.9% to 0)

Red: More than 10% gap growth (10% and higher)

AGR: Reading Fall to Spring Gap Closure

2017-2018 STAR Gap Closure - Reading, AGR Schools

STAR Reading						
Tested Grade	Fall Average PR	Average Fall Gap	Spring Average PR	Average Spring Gap	Fall to Spring Gap Closure	Spring Gap Percent Change
2	25	-35.0	32	-28.0	7.0	-20.0%
3	22	-38.0	26	-34.0	4.0	-10.5%
Total	24	-36.0	29	-31.0	5.0	-13.9%

KEY: Green: 10% or more gap reduction (-10% and higher)

Gray: 0 to 10% gap reduction (0 to -9.9%)

Yellow: 10% or less gap growth (9.9% to 0)

Red: More than 10% gap growth (10% and higher)

Non-AGR: Reading Fall to Spring Gap Closure

2017-2018 STAR Gap Closure - Reading, Non-AGR Schools

STAR Reading						
Tested Grade	Fall Average PR	Average Fall Gap	Spring Average PR	Average Spring Gap	Fall to Spring Gap Closure	Spring Gap Percent Change
2	39	-21.0	46	-14.0	7.0	-33.3%
3	35	-25.0	40	-20.0	5.0	-20.0%
Total	37	-23.0	43	-17.0	6.0	-26.1%

KEY: Green: 10% or more gap reduction (-10% and higher)

Gray: 0 to 10% gap reduction (0 to -9.9%)

Yellow: 10% or less gap growth (9.9% to 0)

Red: More than 10% gap growth (10% and higher)

AGR: Math Fall to Spring Gap Closure

2017-2018 STAR Gap Closure - Math, AGR Schools

STAR Math						
Tested Grade	Fall Average PR	Average Fall Gap	Spring Average PR	Average Spring Gap	Fall to Spring Gap Closure	Spring Gap Percent Change
1	44	-31.0	52	-23.0	8.0	-25.8%
2	33	-42.0	41	-34.0	8.0	-19.0%
3	38	-37.0	37	-38.0	-1.0	2.7%
Total	38	-37.0	43	-32.0	5.0	-13.5%

KEY: Green: 10% or more gap reduction (-10% and higher)

Gray: 0 to 10% gap reduction (0 to -9.9%)

Yellow: 10% or less gap growth (9.9% to 0)

Red: More than 10% gap growth (10% and higher)

Non-AGR: Math Fall to Spring Gap Closure

2017-2018 STAR Gap Closure - Math, Non-AGR Schools

STAR Math						
Tested Grade	Fall Average PR	Average Fall Gap	Spring Average PR	Average Spring Gap	Fall to Spring Gap Closure	Spring Gap Percent Change
1	53	-22.0	60	-15.0	7.0	-31.8%
2	46	-29.0	53	-22.0	7.0	-24.1%
3	49	-26.0	48	-27.0	-1.0	3.8%
Total	49	-26.0	54	-21.0	5.0	-19.2%

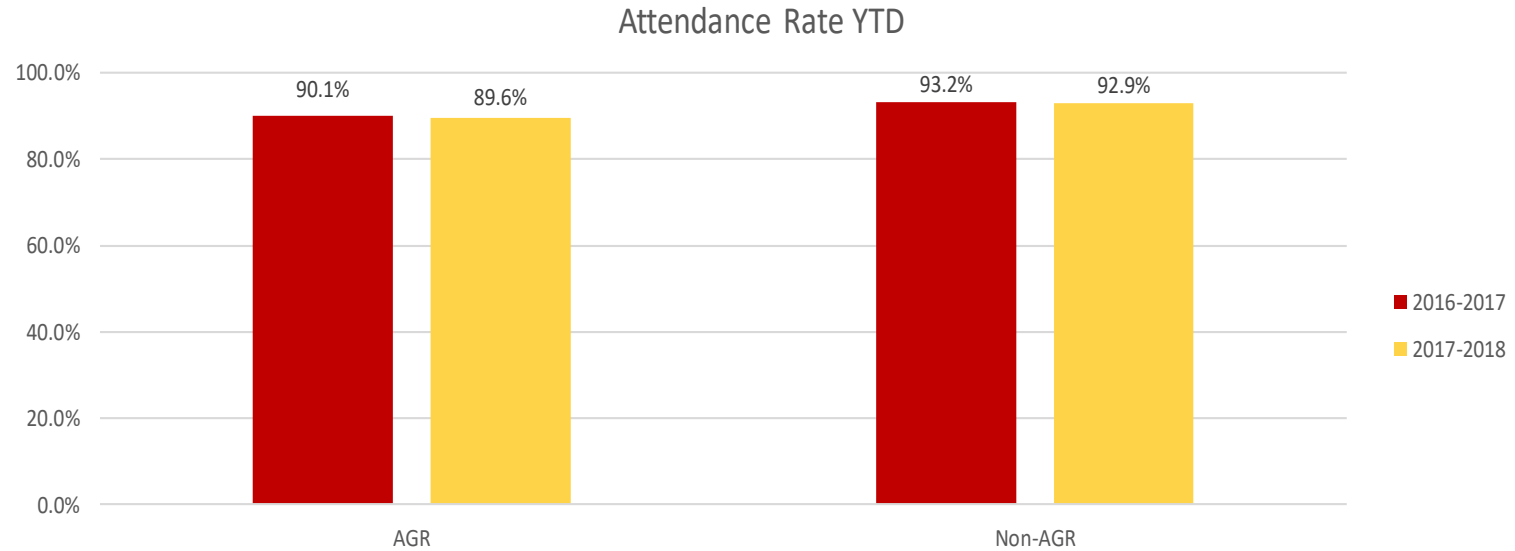
KEY: Green: 10% or more gap reduction (-10% and higher)

Gray: 0 to 10% gap reduction (0 to -9.9%)

Yellow: 10% or less gap growth (9.9% to 0)

Red: More than 10% gap growth (10% and higher)

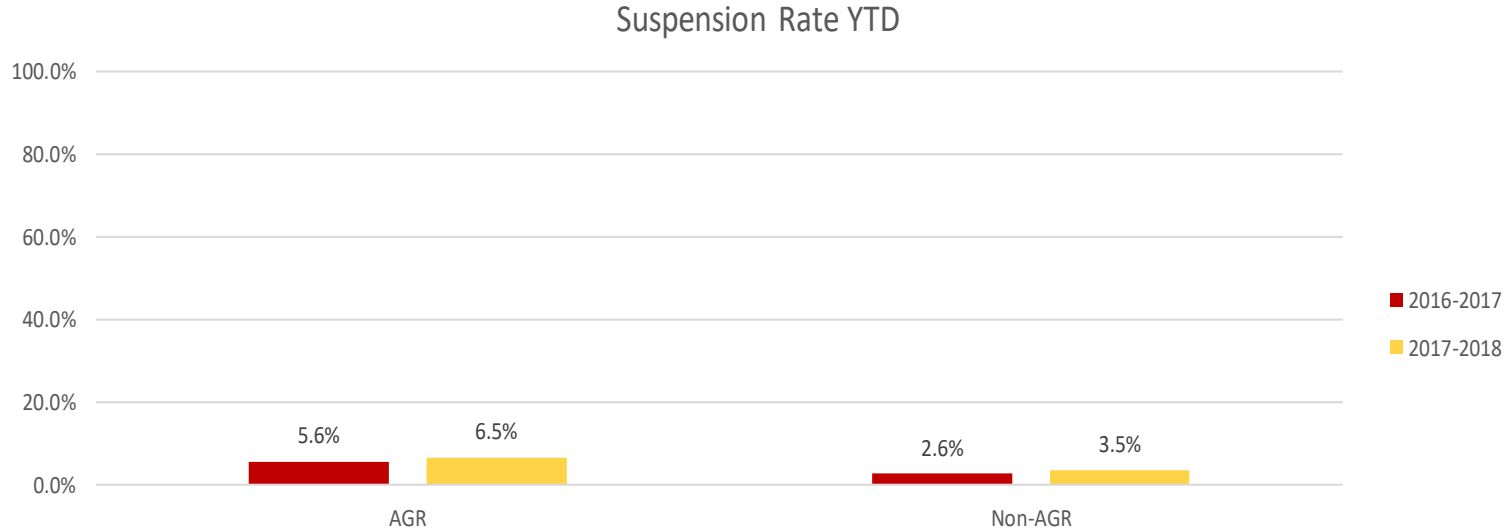
Attendance Rate: 2016-17 to 2017-18



Data Source - MPS Data Dashboard, May 2018

The data is for students in grades K5 – 3 only.

Suspension Rate: 2016-17 to 2017-18



Data Source - MPS Data Dashboard, May 2018

The data is for students in grades K5 – 3 only.



Thank you.

Presenters:

Tonya Adair, Interim Chief Academic Officer

Jennifer Smith, Ed.D., Senior Director of Curriculum and Instruction

Joandy Williams, Early Childhood Learning Manager

Krissy Washington, Achievement Gap Reduction Program Coordinator



Keith P. Posley, Ed.D., *Interim Superintendent*



Thank you!

Milwaukee Board of School Directors

Mark Sain, District 1, President
Larry Miller, District 5, Vice President
Wendell J. Harris, Sr., District 2
Michael Bonds, Ph.D., District 3
Annie Woodward, District 4
Luis A. Báez (Tony), Ph.D., District 6
Paula Phillips, District 7
Carol Voss, District 8
Terrence Falk, At-Large

MPS Senior Team

Keith P. Posley, Ed.D., Interim Superintendent
Gina Spang, P.E., Chief of Staff
Tonya Adair, Chief Innovation & Information Officer
and Interim Chief Academic Officer
Thomas P. Conjurski, Chief Financial Officer
Himanshu Parikh, Chief Human Resources Officer
Vacant, Chief School Administration Officer
Wendell Willis, Chief Operating Officer
Sue Saller, Manager III, Superintendent's Initiatives
Maricha M. Harris, M.A., Special Assistant to the
Superintendent





Keith P. Posley, Ed.D., *Interim Superintendent*